

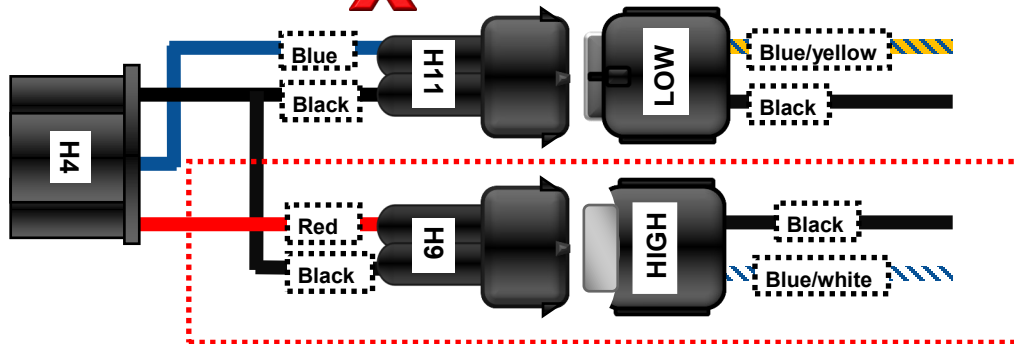


Tech Bulletin: H9 H11 Adapter Troubleshooting

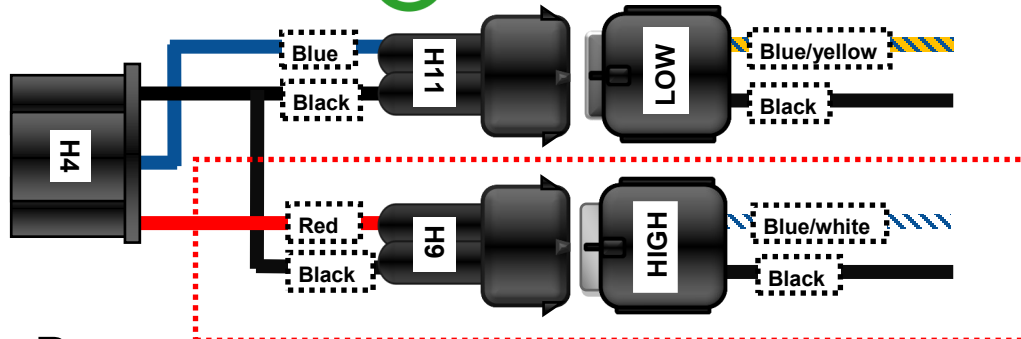
This bulletin describes no high beam symptom seen when installing the CDTB-H42H9H11. If you have questions please call Custom Dynamics® at 1(800) 382-1388.

Instructions


X Incorrect



✓ Correct



H9 High Beam



The H9 stock connector on the bike is slotted on both sides of the connector (as pictured on the left). The purpose of this is so they are keyed for proper orientation and location with the stock halogen bulbs. This double slot on the H9 does allow our H9 adapter harness to be installed 180 degrees off. Doing this causes no high beam function on the headlight. To confirm proper orientation, make sure that the Black ground wire aligns between the adapter and the bike's headlamp connectors for both Low and High beam.

H11 Low Beam

